



**Used oil can be refined
again and again.**

LETTER FROM THE BCUOMA CHAIR

On behalf of the BC Used Oil Management Association, I am pleased to present the 2016 Annual Report. In 2016, as in 2015, BCUOMA was operating with lower crude oil prices than in recent history but still produced strong program and financial results.

In the past year, my second as Chair, BCUOMA has maintained a stable stewardship program while commodity prices recover, which I think attests to the resiliency of the program and the good work of my Board colleagues in being able to manage through challenging times for the industry.

In 2017, BCUOMA will continue to make improvements to the program. A critical project for BCUOMA in 2017 is to make changes to the Return Collection Facility (Consumer Recycling) program, following a review of the program in 2016. BCUOMA will also be continuing to modernize the organization's business practices through the use of more web-based data management tools, and ensure that we are providing value for our members.

I would like to thank everyone involved in the BCUOMA program for helping make 2016 another successful year.

Brian Ahearn



Board Chair
BCUOMA

BCUOMA BOARD OF DIRECTORS

Brian Ahearn, Chair
Canadian Fuels Association

Nuray Elci, Secretary
Chevron

Natalie Zigarlick, Treasurer
Public Member

Don Heatherington
Mr. Lube Canada

Dan Higgins
Canadian Tire

Lonnie Cole
Baldwin Filters

Sam DeGuillio
Recochem

Allison Van Ryckeghem
Petro-Canada Lubricants Inc.

Gord Klassen
City of Fort St. John

ANNUAL REPORT

The British Columbia Used Oil Management Association (BCUOMA) is a not-for-profit Society formed under the British Columbia Society Act in 2003. BCUOMA's role is to ensure the responsible management of oil, filters, antifreeze and containers sold, distributed or imported for commercial use by its members. BCUOMA has a multi-sector Board of Directors that includes representatives from industry, local government and the public.

BCUOMA provides incentives to recyclers to ensure that oil, filters, antifreeze and containers throughout BC are collected and managed. The collectors pick up the used oil and antifreeze materials from generators and Return Collection Facilities across BC and deliver the materials to the BCUOMA registered processors, where they are processed to the point that they can be reused or sold as raw material inputs for manufacturing or energy products.



BCUOMA COLLECTOR ZONES

COLLECTION NETWORK PERFORMANCE

BCUOMA is a mature product stewardship program with a vast collection network.

Collection occurs through the over 4000 generators in BC. Many of these generators change oil, filters and antifreeze commercially and then call the collectors in the BCUOMA program for pick-up.

For citizens that choose to change their own oil and antifreeze, BCUOMA has developed a network of Return Collection Facilities that accept consumer returns. BCUOMA provides a volume-based incentive to facilities that agree to accept oil and antifreeze from consumers at no charge. Collection facility locations can be found on the BCUOMA website –www.bcusedoil.com. BCUOMA also provides support to Regional Districts that operate community Household Hazardous Waste round-ups.

In 2016, 432 Return Collection Facilities collected materials from the public, a decrease from the 477 facilities that provided this service in 2015.





In 2016, BCUOMA completed a review of its Return Collection Facility program and identified a number of changes that BCUOMA is implementing in 2017, including:

1. Changing the incentive rate for RCF's to \$0.30/L for oil and antifreeze from \$0.10 for oil and \$0.15 for antifreeze.
2. Adding new multi-material depot collection sites
3. New Infrastructure Grant program
4. New Community Collection Events

These changes to the RCF program are intended to improve the consumer experience and ensure that there are adequate recycling options for consumers province-wide.

PRODUCT COLLECTED

In 2016, absolute collection for the four product streams was stable or slightly lower than in 2015. Product sales in 2016 were also lower by 4-6%.

PRODUCT COLLECTED				
	 Used Oil (million litres)	 Used Antifreeze (million litres)	 Used Oil Filters (% of filters)	 Oil & Antifreeze Containers (million kg's)
2013	49.95	2.63	82.8	1.626
2014	48.05	2.58	86.2	1.517
2015	47.30	2.63	86.2	1.730
2016 target	48.24	2.76	87.2	1.760
2016	46.44	2.61	85.1	1.610

*Antifreeze Return Incentive program began July 2011.

Only a portion of every litre of oil and antifreeze sold is available for recovery because an estimated 30.1% of the oil and 52.4% of the antifreeze is consumed during use.

The collection results by Regional District are provided in Appendix XX.

PRODUCT MANAGEMENT

Collected products are managed in accordance with the Pollution Prevention Hierarchy as outlined in the BC Recycling Regulation. Oil and Antifreeze collected and managed through the BCUOMA program are re-refined and reused. Filters, containers and oil that can't be re-refined are processed and recycled into new products. An industry trend in oil filters is to sell more non-metal filters. BCUOMA anticipates that these filters that can be paper based will be processed to remove as much oil as possible for recycling and then managed through energy recovery options.

2016 COLLECTIONS BY REGIONAL DISTRICT

REGIONAL DISTRICT	OIL		FILTERS		CONTAINERS		ANTIFREEZE	
	LITRES	LTR PER CAPITA	UNITS	UNITS PER CAPITA	KG	KG PER CAPITA	LITRES	LTR PER CAPITA
Alberni - Clayoquot	391,986	12.76	51,720	1.68	20,519	0.67	30,879	1.01
Bulkley - Nechako	502,163	12.44	66,454	1.65	25,642	0.63	20,829	0.52
Capital	2,591,364	6.77	335,978	0.88	96,911	0.25	274,578	0.72
Cariboo	910,358	14.62	108,742	1.75	38,536	0.62	39,171	0.63
Central Coast	23,853	7.34	3,503	1.08	1,249	0.38	1,473	0.45
Central Kootenay	1,273,802	20.96	109,070	1.79	32,031	0.53	19,213	0.32
Central Okanagan	2,553,965	12.96	299,342	1.52	115,989	0.59	148,402	0.75
Columbia - Shuswap	763,582	14.68	82,098	1.58	29,930	0.58	34,289	0.66
Comox	827,417	12.76	109,172	1.68	43,313	0.67	65,180	1.01
Cowichan Valley	568,963	6.77	73,768	0.88	21,278	0.25	60,287	0.72
East Kootenay	1,237,836	20.96	105,991	1.79	31,127	0.53	18,670	0.32
Fraser Valley	2,321,887	7.71	273,891	0.91	68,486	0.23	137,847	0.46
Fraser - Fort George	1,419,114	15.61	166,136	1.83	58,672	0.65	57,699	0.63
Greater Vancouver	19,716,815	7.71	2,325,805	0.91	581,561	0.23	1,170,562	0.46
Kitimat - Stikine	504,941	13.92	63,163	1.74	23,824	0.66	19,032	0.52
Kootenay - Boundary	627,228	20.96	53,707	1.79	15,772	0.53	9,461	0.32
Mount Waddington	142,128	12.76	18,753	1.68	7,440	0.67	11,196	1.01
Nanaimo	1,216,849	7.72	158,498	1.01	50,272	0.32	120,272	0.76
North Okanagan	1,103,671	12.96	129,358	1.52	50,123	0.59	64,130	0.75
Northern Rockies	978,481	163.30	65,577	10.94	14,015	2.34	14,954	2.50
Okanagan - Similkameen	1,044,809	12.96	122,459	1.52	47,450	0.59	60,710	0.75
Peace River	2,683,148	40.35	256,199	3.85	86,906	1.31	51,415	0.77
Powell River	149,289	7.34	21,923	1.08	7,818	0.38	9,219	0.45
Skeena - Queen Charlotte	185,073	10.64	29,144	1.68	18,546	1.07	7,633	0.44
Squamish - Lillooet	538,215	12.96	63,082	1.52	24,443	0.59	31,274	0.75
Stikine	106,960	163.30	7,168	10.94	1,532	2.34	1,635	2.50
Strathcona	589,171	12.76	77,737	1.68	30,842	0.67	46,412	1.01
Sunshine Coast	378,970	12.96	44,418	1.52	17,211	0.59	22,021	0.75
Thompson - Nicola	1,750,472	12.96	205,167	1.52	79,498	0.59	101,714	0.75
Total	92,323,743		10,640,210		3,199,596		5,195,489	

CONSUMER AWARENESS

The most recent Consumer Awareness Benchmark Study for all Stewardship Programs in BC was completed in 2016. The study indicates that 78% of consumers are aware there is a recycling program in BC for BCUOMA managed products. The study also states that 84% of British Columbians believe that the products collected in the BCUOMA program are being managed in a safe and environmentally responsible manner. The next study is planned for 2018.

HOTLINE AND RECYCLING SEARCH LOCATOR

Consumers looking to have their recycling questions answered can call the hotline at 1-800-667-4321 or search for a location to recycle at www.bcusedoil.com. BCUOMA participates with other stewardship programs to fund the Recycling Council of BC's hotline and Recyclopedia database.

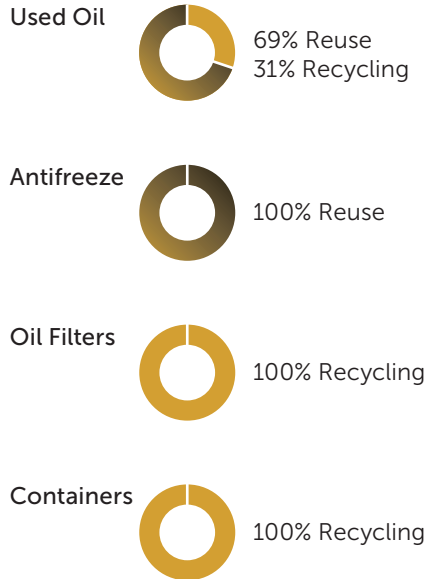
Oil can be refined again and again.



Facebook ad creative.



END FATE FOR PRODUCTS COLLECTED



How to recycle video and poster.




Programmatic banner ad creative.

AMBASSADOR PROGRAM

In 2016, the BCUOMA led Ambassador Program included nine product stewardship programs. The program included two ambassador teams that travelled the Province to provide information to the public on where to recycle and support for businesses on how to participate in the programs. In 2016, the teams visited 130 towns and cities, attended 23 community events and visited recycling centers in all 8 regions of the Province to directly share the recycling message.



BC Recycles Summer Ambassador Tour



YEARS AHEAD - CONTINUOUS IMPROVEMENT

BCUOMA is a stable and longstanding program in BC and intends to continue to make incremental improvements while maintaining its stability.

BCUOMA will continue to work with other used oil associations across Canada to harmonize its processes where it makes sense to do so.

BCUOMA will also continue to monitor the marketplace trends for new and recycled oil and make program adjustments as necessary.

		Products Sold (Millions)	YOY	Recoverable %	Recoverable Portion (Millions)	Product Recovered (Millions)	YOY	Recovered %
Oil (L)	2016	92.64	-5.19%	69.90%	64.75	46.44	-1.80%	71.72%
	2015	97.71	5.02%	69.90%	68.30	47.30	-1.58%	69.25%
	2014	93.04	-2.88%	69.90%	65.03	48.05	-3.89%	73.89%
	2013	95.80	8.00%	69.90%	66.96	50.00	1.21%	74.67%
	2012	88.70	-5.13%	69.90%	62.00	49.40	2.92%	79.68%
Antifreeze (L)	2016	11.44	-6.26%	47.60%	5.44	2.61	-0.67%	48.02%
	2015	12.20	-9.59%	47.60%	5.81	2.63	2.16%	45.32%
	2014	13.50	0.35%	47.60%	6.42	2.58	-2.03%	40.10%
	2013	13.45	40.69%	47.60%	6.40	2.63	12.88%	41.08%
	2012	9.56	-	45.00%	4.30	2.33	-	54.16%
Filters (units)	2016	6.55	-4.46%	100.00%	6.55	5.57	-6.41%	85.06%
	2015	6.85	6.06%	100.00%	6.85	5.95	6.86%	86.84%
	2014	6.46	1.78%	100.00%	6.46	5.57	5.90%	86.19%
	2013	6.35	4.79%	100.00%	6.35	5.26	1.94%	82.83%
	2012	6.06	-2.73%	100.00%	6.06	5.16	-4.27%	85.15%
Containers (kg)	2016	2.11	-0.12%	100.00%	2.11	1.61	-6.66%	76.67%
	2015	2.11	-2.55%	100.00%	2.11	1.73	13.99%	82.04%
	2014	2.16	-0.62%	100.00%	2.16	1.52	-6.68%	70.14%
	2013	2.18	5.37%	100.00%	2.18	1.63	-0.67%	74.69%
	2012	2.07	7.38%	100.00%	2.07	1.64	-2.33%	79.24%

APPENDIX A

APPENDIX

RETURN COLLECTION FACILITIES

100 MILE HOUSE

Petro Canada Bulk Sales - 100 Mile House

150 MILE HOUSE

150 M+S Tire & Service Centre

70 MILE HOUSE

70 Mile House Transfer Station

ABBOTSFORD

Abbotsford Chrysler Jeep
Canadian Tire 434 (Abbotsford)
Great Canadian Oil Change (Abbotsford - S Fraser Way)
Great Canadian Oil Change (Abbotsford - Ware Street)
Mr. Lube #297 Abbotsford South Fraser Way
Petro Canada Cardlock - Abbotsford

AGASSIZ

Modern Tire & Towing Inc.
OK Tire Store (Agassiz)

ALDERGROVE

Jiffy Lube (Aldergrove)

ALERT BAY

Village of Alert Bay Transfer Station

ALEXIS CREEK

Doug's Repairs

ARMSTRONG

Arjun Services Ltd.

BARRIERE

Louis Creek Eco Depot

BELLA BELLA

Heitsuk Environmental Bella Bella Eco-Depot

BELLA COOLA

Belco Service (1978) Ltd.
Thorsen Creek Recycling Depot

BLUE RIVER

Blue River Transfer Station

BOWSER

Bowser Automotive Care

BRENTWOOD BAY

Midas Auto Service (Brentwood Bay)

BURNABY

Carter Dodge Chrysler
Carter GM, Burnaby
Elcam Auto Recyclers Ltd.
M & R Environmental
Marc's Import Auto Repair

Midas Auto Service (Burnaby Hastings)
Midas Auto Service (Burnaby Kingsway)
Midas Auto Service (Burnaby Willingdon)
Mr. Lube #141 (Burnaby Eighty-Five)
Mr. Lube #201 (Kingsway Ninety-Five)
Still Creek Recycling Depot

BURNS LAKE

Burns Lake Automotive Supply Ltd. Burns Lake
Polar Park Automotive Industrial Supply

CACHE CREEK

Roadhouse Towing and Mechanical

CAMPBELL RIVER

Campbell River Waste Management Centre
Canadian Tire 437 (Campbell River)
Coastal Mountain Fuels
Fountain Tire
Great Canadian Oil Change (Campbell River)
Ironwood Auto Technicians
Jiffy Lube (Campbell River)
Steve Marshall Motors (1996) Ltd.

CASTLEGAR

Canadian Tire 492 (Castlegar)
Ernie's Towing Inc.
Glacier Honda
Kalawsky Chevrolet Buick GMC Ltd.
Kalawsky Hyundai
OK Tire & Auto Service (Castlegar)

CHASE

Chase Big O Tires

CHEMAINUS

Downtown Auto Service

CHETWYND

Chetwynd Recycling Depot
Great Canadian Oil Change (Chetwynd)

CHILLIWACK

Canadian Tire 433 (Chilliwack)
Chilliwack Ford Sales (1981) Ltd.
Fraser Valley Tireland
Great Canadian Oil Change (Chilliwack Alexander)
Great Canadian Oil Change (Chilliwack Vedder)
Greendale Motors
Jiffy Lube Chilliwack
Mertin Pontiac Buick
Midas Auto Service (Chilliwack)
Mr. Lube #135 (Chilliwack Van Dongen Ent.)
O'Connor Chrysler
OK Tire Store (Chilliwack) Ltd.

CHRISTINA LAKE

Christina Lake Mechanical Ltd.
Laketime Services

CLEARWATER

Clearwater Eco Depot
Fleetwest Enterprises Ltd.

CLINTON

Clinton Transfer Station

COBBLE HILL

Chapman Motors Ltd.

COOMBS

Highway 4 Auto Salvage

COQUITLAM

Access Auto Centre
Great Canadian Oil Change (Coquitlam)
Logan's Auto Service
Mr. Lube #159 (Coquitlam Seventy-Five)
OK Tire Store (New Westminster)

COURTENAY

Brian McLean Chevrolet
Canadian Tire 350 (Courtenay)
Courtenay Car Centre Ltd.
Courtenay Kia
Finneron Hyundai
Glenn's Small Car Parts & Repairs Ltd.
Midas Auto Service (Courtenay)
Mr. Lube #177 (Courtenay/Comox)
Rice Toyota Courtenay
Seeco Automotive Enterprises

CRANBROOK

Alpine Toyota
Castle Fuels (2008) Inc Cranbrook (Kootenays)
Denham Ford Ltd.
Great Canadian Oil Change (Cranbrook)
Crescent Valley
B.J. Organic Mechanix

CRESTON

Comfort Welding

CROFTON

Crofton Auto Service

CUMBERLAND

Comox Valley Waste Management Centre

DAWSON CREEK

Brown's Chev-Olds Ltd.
Great Canadian Oil Change (Dawson Creek)
Peace Country Automotive Ltd.
Peace Country Petroleum Sales Ltd. (Dawson Creek)

DELTA

Short Stop Auto Services
Vancouver Landfill

APPENDIX

RETURN COLLECTION FACILITIES

DUNCAN

Bings Creek Solid Waste Management Complex
(Cowichan Valley RD)
Canadian Tire 466 (Duncan)
Great Canadian Oil Change (Duncan)
Island Hose & Hydraulic (1994) Ltd.
Island Tractor & Supply
Jim Pattison Toyota Duncan (Metro Toyota Duncan)
Midas Auto Service (Duncan)
Peter Baljet GM

ELKFORD

District of Elkford

ENDERBY

Rod's Repair Shop
Willamson Automotive

FERNIE

Day Auto Electric
Woz Mechanical Ltd.

FORT NELSON

Wide Sky Disposal

FORT ST. JAMES

Riverside Repairs

FORT ST. JOHN

Canadian Tire 363 (Fort St. John)
Fort City Chrysler
Fort St. John Co-op Bulk Centre
Great Canadian Oil Change (Ft. St. John)
Peace Country Petroleum Sales Ltd.
(Fort St John - 91 Ave)
Rapid Lube & Wash
Smith Fuel Services Ltd. (Husky Bulk Sales)

FRASER LAKE

Burns Lake Automotive Supply Ltd. Fraser Lake
Fraser Lake Automotive & Recycling

GABRIOLA

Gabriola Island Recycling Organization

GIBSONS

Norris Oil Sales Ltd.

GOLD BRIDGE

Squamish-Lillooet RD - Gold Bridge Transfer Station

GOLD RIVER

Gold River Auto Services

GOLDEN

Castle Fuels (2008) Inc Golden
Columbia Diesel Ltd.

GREENWOOD

Greenwood Auto Centre Ltd.
Greenwood Saw Two Truck Repairs

HAGENSBORG

OK Tire Store (Bella Coola)

HEFFLEY CREEK

Heffley Creek Eco Depot

HOPE

Gardner Chevrolet Oldsmobile Pontiac Buick
Hope Quick Lube Ltd

HORSEFLY

Caron Horsefly Service Ltd

HOUSTON

Sullivan Motor Products
Vanderhoof & Districts Co-op (Houston)

INVERMERE

Canadian Tire 658 (Invermere)
Castle Fuels (2008) Inc Invermere
Walker's Repair Centre Ltd.

KAMLOOPS

Brock Auto Centre
Canadian Tire 355 (Kamloops)
Canadian Tire 356 (Kamloops)
Castle Fuels (2008) Inc. Kamloops
Dearborn Motors Ltd.
Desert Cardlock Fuel Services Ltd
Hanson's Auto Repair
Jay's Service
Kamloops Ford Lincoln Ltd.
Mr. Lube #147 (Kamloops Summit Lubricants)
Mr. Lube #8 (Kamloops Briar Ave Kendall Lube)
Thompson Nicola Regional District
Westsyde Service

KASLO

Kaslo Automotive
Kaslo Truck & Saw Shop

KELOWNA

Auto Place
Canadian Tire 353 (Kelowna)
Great Canadian Oil Change (Kelowna)
Mr. Lube #167 (Kelowna)
Pennzoil 10 Minute Oil Change (Kelowna)

KITIMAT

Kal Tire (Kitimat)

LADYSMITH

Peerless Road Recycling Drop-Off
Depot (Cowichan Valley RD)

LAKE COWICHAN

Meade Creek Recycling Drop-Off
Depot (Cowichan Valley RD)

LANGFORD

Royal Victoria Yacht Club

LANGLEY

A-1 Langley Import Repair Specialist Ltd.
AAA Auto Electric
Canadian Tire 426 (Langley)
Fort Horseless Carriage Service Ltd.
Great Canadian Oil Change (Langley)
Grip Tire
Jiffy Lube #1086 (Langley)
Jiffy Lube #1091 (Langley)
Langley Toyota Town
Mr. Lube #199 Langley
Precision Auto Service Ltd.

LILLOOET

Me Too Contracting
Revitup
Squamish Lillooet RD - Lillooet Landfill

LOGAN LAKE

Logan Lake Transfer Station
Wolverine Auto Parts & Service

LYTTON

Lytton Transfer Station

MACKENZIE

Jepson Petroleum - MacKenzie
Mackenzie Regional Landfill

MADEIRA PARK

Pender Harbour Diesel Co.

MAPLE RIDGE

Canadian Tire 481 (Maple Ridge)
Jiffy Lube (Maple Ridge)
Mr. Lube #210 (Maple Ridge)
Ridge Meadows Recycling Society
Sapperton Motors Auto Service (MR) Ltd.
Start Automotive

MASSET

T.L.C Automotive Services Ltd.

MCBRIDE

JNR Auto Services
McBride Regional Transfer Station

MERRITT

Canadian Tire 696 (Merritt)
Fountain Tire Merritt Ltd.
Lower Nicola Landfill

APPENDIX

RETURN COLLECTION FACILITIES

MILL BAY

Hi-Point Autocare Ltd.

MISSION

Canadian Tire 479 (Mission)
Pioneer Chrysler Jeep

NANAIMO

Canadian Tire 362 (Nanaimo)
Gold Automotive
Great Canadian Oil Change (Nanaimo)
Harris Kia
Harris Mazda
Midas Auto Service (Nanaimo Hammond)
Midas Auto Service (Nanaimo Island Hwy)
Mr. Lube #93 (Nanaimo)
Nanaimo Recycling Exchange
Top-Lite Car Service Ltd.

NELSON

Nelson Ford

NORTH VANCOUVER

Midas Auto Service (North Vancouver)
Mr. Lube #205 (North Vancouver)
Pacific Honda
Short Stop Brake & Muffler

OKANAGAN FALLS

G & R Auto

OLIVER

Canadian Tire 698 Oliver
Curt's Automotive & Cycle
Oliver Brake & Muffler Ltd.
Oliver Recycling & Salvage Ltd
Oliver Sanitary Landfill

OSOYOOS

OK Truck Centre
Osoyoos District Landfill

PARKVILLE

Kerry's Car & Truck Centre Ltd.
Parkville PetroCanada
Sidney Tire Ltd. Parkville
Surfside Automotive

PEACHLAND

Lakeside Autocare

PEMBERTON

A C Petroleum Sales
Squamish-Lillooet RD - Pemberton Transfer Station

PENTICTON

Campbell Mountain Landfill
Great Canadian Oil Change (Penticton)
Jiffy Lube (Penticton)
Larsen Bros. Tire Centre Ltd.
Murray GM Penticton

PORT ALBERNI

Ace Automotive
Alberni Chrysler Ltd.
Alberni District Co-op Association
Alberni-Clayoquot Regional District
Canadian Tire 488 (Port Alberni)
Hetherington Industries Ltd.
Pacific Chevrolet
Sherwood's Auto Parts

PORT ALICE

Village of Port Alice Recycling Facility

PORT COQUITLAM

Canadian Tire 609 (Port Coquitlam)

PORT HARDY

Dave Landon Motors Ltd.
E.J. Klassen GM Motorcade
NAPA Auto Parts
OK Tire & Auto Service (Port Hardy)

PORT MCNEILL

7-Mile Recycling Center, Regional Dist of Mount
Waddington
Furney Distributing Limited - Shell Bulk Oil
Hilts Automotive
V-Echo Restorations

PORT MOODY

Mobil 1 Lube Express

POWELL RIVER

Canadian Tire 480 (Powell River)

PRINCE GEORGE

A-Star Automotive Recycling Ltd.
Canadian Tire 360 (Prince George)
Enviro West Inc.
Foothills Boulevard Regional Landfill
Great Canadian Oil Change (Prince George - 15 Avenue)
Great Canadian Oil Change (Prince George - Austin Rd)
Jepson Petroleum - Prince George
Mr. Quick Lube & Oil (George St)
Mr. Quick Lube & Oil (Hart Hwy)
OK Tire Store (Prince George)
Prince George Auto Wrecking Ltd.
Prince George Truck & Equipment
Quinn Street Transfer Station
Vanderhoof & Districts Co-op (Prince George)
Vanway Transfer & Recycle Station
Wood Wheaton Chevrolet Oldsmobile

PRINCE RUPERT

Entire Automotive Services Ltd.
Frank's Auto Repair
Kal Tire (Prince Rupert)
MacCarthy Motors Ltd
Northwest Fuels Ltd. Prince Rupert (Petro Canada)
Rainbow Chrysler Dodge Jeep Ltd.

PRINCETON

Princeton Landfill

PRITCHARD

South Thompson Eco Depot

QUALICUM BEACH

Arrowsmith Automotive & Towing

QUESNEL

Motherlode Quicklube
Vanderhoof & Districts Co-op (Quesnel)
Jepson Petroleum - Quesnel

RADIUM HOT SPRINGS

Radium Hot Springs Esso

REVELSTOKE

Revelstoke Refuse Disposal Facility

RICHMOND

Audi of Richmond
Blundell Esso Service
Canadian Tire 606 (Richmond)
Canadian Tire 610 (Richmond - South)
Cowell Motors Ltd. - Volkswagen
Jaguar Land Rover of Richmond
Jiffy Lube (Richmond)
Metron Auto Service Ltd.
Mr. Lube #264 (Richmond)
Petro-Canada - Richmond
Sky Auto Services

SAANICHTON

Brentwood Auto & Metal Recyclers

SALMO

Scrap King Autowrecking & Towing Ltd

SALMON ARM

Canadian Tire 482 (Salmon Arm)
Great Canadian Oil Change (Salmon Arm)
Jacobson Ford Sales Ltd.
Petro Canada - Salmon Arm
Salmon Arm Chevrolet Buick GMC Ltd.

SALT SPRING ISLAND

Beddis Road Garage
Salt Spring Auto Parts

APPENDIX

RETURN COLLECTION FACILITIES

SAVONA

Dawn's Service Ltd.

SECHLT

Columbia Fuels (Sechelt)

SICAMOUS

Precision Marine Mobile Service
Sicamous Auto Repair

SIDNEY

Clair Downey Service
Dave's Automotive
Gurton's Garage Ltd.
Quality Brake & Muffler 2005 Ltd.
Sidney Tire Ltd Sidney

SLOCAN PARK

Slocan Park Repair

SMITHERS

Canadian Tire 631 (Smithers)
Glacier Toyota
Northwest Fuels Ltd. Smithers (Petro Canada)

SQUAMISH

Canadian Tire 483 (Squamish)
Diamond Head Motors Ltd.
Fred's Automotive
Newport Auto Inc.

STEWART

Petro Canada - Stewart

SUMMERLAND

District of Summerland - Landfill

SURREY

Barnes Wheaton Chevrolet Buick GMC Ltd
Binaka Auto Repair
Caliber Automotive Inc.
Darns Ford Lincoln Sales Ltd.
Ed Schram Motors Ltd.
Freeway Mazda
Gold Key Volkswagen
Haley's White Rock Dodge
Hallmark Ford Sales Ltd.
Jiffy Lube #84 Newton Surrey
Jiffy Lube #85 Guildford Surrey
Midas Auto Service (Surrey)
Mr. Lube #140 (Surrey)
Mr. Lube #251 (Surrey Fraser Hwy)
Mr. Lube #289 (Surrey King George Blvd)
Newton Auto Care
North Bluff Shell
Visscher's Auto Repair

TAHSIS

Tahsis Public Works Yard

TERRACE

Canadian Tire 486 (Terrace)
Co-op Office and Lube Sales
Northwest Fuels Ltd.Terrace (Petro Canada)
OK Tire & Auto Service (Terrace)
Terrace Motors Ltd

TOFINO

Method Marine Supply
Tofino Harbour Authority

TRAIL

Mota Automotive Ltd.
OK Tire (Trail)

TUMBLER RIDGE

District of Tumbler Ridge

UCLUELET

Columbia Fuels (Ucluelet)

VALEMOUNT

K.P. Abernathy Ltd.
Valemount Regional Transfer Station

VANCOUVER

ABC Main Auto Centre
Arbutus Service Centre Ltd.
BMC Motor Works
Canadian Tire 604 (Vancouver)
Canadian Tire 605 (Vancouver)
Carter Honda
Dueck Chevrolet Oldsmobile Cadillac Ltd.
Fred's Automotive Ltd.
Grandview Tire & Auto Centre Ltd.
Jiffy Lube 3003 (Kingsway Vancouver)
Mr. Lube #202 (Vancouver Main)
Mr. Lube #203 (Vancouver Arbutus)
Mr. Lube #209 (Vancouver East Hastings)
Mr. Lube #218 (Vancouver 71 Ave)
The Garage
Vancouver West Motors 1992

VANDERHOOF

P & H Supplies Ltd.
Vanderhoof & Districts Co-op (Vanderhoof - Hwy 16 W)
Vanderhoof & Districts Co-op
(Vanderhoof - West 1 Street)

VERNON

Bannister Chevrolet Buick GMC Vernon Inc.
Canadian Tire 361 (Vernon)
Great Canadian Oil Change (Vernon 27th St)
Great Canadian Oil Change (Vernon Anderson Way)
Interior Freight & Bottle Depot
Qwik Change Oil & Lube - Vernon
Vernon Chrysler Dodge Ltd.

VICTORIA

Advance Auto Centre Ltd.
Auto Services
Big O Tires (formerly Island Highway Automotive)
Canadian Tire 365 (Victoria) CURRENT
Canadian Tire 368 (Victoria)
Canadian Tire 369 (Victoria)
Canadian Tire 935 (Victoria)
Cunningham's Enterprise Ltd.
Derick's Automotive Services
DG Auto Care
EZ Lube Auto Ltd. Victoria (Jacklin)
Fairfield Petro
Gartside Marine Engines Ltd.
Glanford Auto Service
Great Canadian Oil Change (Victoria)
Hartland Recycling Depot
Jade Auto Service Ltd.
Jenner Chevrolet Buick GMC Ltd.
Jiffy Lube Victoria (Bay)
Midas Auto Service (Colwood)
Midas Auto Service (Victoria - Govt. St)
Mr. Lube #6 Victoria Lubricants Douglas St
Race Rocks Automotive
Searle's Auto Repairs Co. Ltd.
Wilson & Proctor Ltd.

WEST KELOWNA

Great Canadian Oil Change (West Kelowna)
Jiffy Lube (Westbank)
Mr. Lube #236 West Kelowna
Dundarave Automotive
Big O Tires
Westwold Transfer Station

WHISTLER

Barney's Automotive
Local Automotive Co. Ltd.
S M D Automotive Ltd.

WHITE ROCK

Midas Auto Service (White Rock)

WHITE ROCK (SURREY)

Canadian Tire 622 (White Rock)

WILLIAMS LAKE

Canadian Tire 438 (Williams Lake)
Chap's Auto Body (Brent Graham Ltd.)
Chuck's Auto Supply
Gary Young Agencies
Jepson Petroleum - Williams Lake
Lake City Ford Sales Ltd.
Petro Canada Bulk Plant - Williams Lake

WINFIELD

Great Canadian Oil Change (Winfield)

WINFIELD

Taylor's Auto Repairs

FINANCIAL STATEMENTS

DECEMBER 31, 2016

April 21, 2017

To the Members of British Columbia Used Oil Management Association

We have audited the accompanying financial statements of British Columbia Used Oil Management Association, which comprise the statement of financial position as at December 31, 2016, the statements of operations, changes in net assets and cash flows for the year then ended, and notes, comprising a summary of significant accounting policies and other explanatory information.

Management's Responsibility for the Financial Statements

Management is responsible for the preparation and fair presentation of these financial statements in accordance with Canadian accounting standards for not-for-profit organizations, and for such internal control as management determines is necessary to enable the preparation of financial statements that are free from material misstatement, whether due to fraud or error.

Auditors' Responsibility

Our responsibility is to express an opinion on these financial statements based on our audit. We conducted our audit in accordance with Canadian generally accepted auditing standards. Those standards require that we comply with ethical requirements and plan and perform the audit to obtain reasonable assurance about whether the financial statements are free from material misstatement.

An audit involves performing procedures to obtain audit evidence about the amounts and disclosures in the financial statements. The procedures selected depend on our judgment, including the assessment of the risks of material misstatement of the financial statements, whether due to fraud or error. In

making those risk assessments, we consider internal control relevant to the entity's preparation and fair presentation of the financial statements in order to design audit procedures that are appropriate in the circumstances, but not for the purpose of expressing an opinion on the effectiveness of the entity's internal control. An audit also includes evaluating the appropriateness of accounting policies used and the reasonableness of accounting estimates made by management, as well as evaluating the overall presentation of the financial statements.

We believe that the audit evidence we have obtained is sufficient and appropriate to provide a basis for our audit opinion.

Opinion

In our opinion, the financial statements present fairly, in all material respects, the financial position of British Columbia Used Oil Management Association as at December 31, 2016, and its results of operations and its cash flows for the year then ended in accordance with Canadian accounting standards for not-for-profit organizations.

Comparative Information

The financial statements of British Columbia Used Oil Management Association as at and for the year ended December 31, 2015 were audited by another auditor who expressed an unmodified opinion on those financial statements on April 22, 2016.



Chartered Professional Accountants
Edmonton, Alberta

STATEMENT OF FINANCIAL POSITION
AS AT DEC 31, 2016

	2016 \$	2015 \$
ASSETS		
Current Assets		
Cash	6,106,912	4,857,907
Accounts receivable (note 3)	3,789,714	4,030,963
Short-term investments (note 4)	1,484,024	1,444,622
Prepaid expenses	5,978	5,855
	11,386,628	10,339,347
Property and equipment (note 5)	5,385	8,230
Long-term investments (note 4)	4,400,221	5,065,680
	15,792,234	15,413,257
LIABILITIES		
Current Liabilities		
Return incentives payable	1,226,805	1,493,759
Accounts payable and accrued liabilities (note 6)	97,040	123,184
	1,323,845	1,616,943
Net Assets		
Unrestricted	7,818,266	7,277,782
Internally restricted (note 7)	6,644,738	6,510,302
Invested in property and equipment	5,385	8,230
	14,468,389	13,796,314
	15,792,234	15,413,257
Commitments (note 8)		

Approved by the Board of Directors

 Director  Director

The accompanying notes are an integral part of these financial statements.

STATEMENTS OF CHANGES IN NET ASSETS
FOR THE YEAR ENDED DECEMBER 31, 2016

	Unrestricted	Internally restricted	Invested in property and equipment	Total
	\$	\$	\$	\$
Balance – December 31, 2014	8,299,368	3,126,687	1,816	11,427,871
Excess (deficiency) of revenue over expenditures for the year	2,370,268	–	(1,825)	2,368,443
Purchase of property and equipment	(8,239)	–	8,239	–
Fund transfer (note 7)	(3,383,615)	3,383,615	–	–
Balance – December 31, 2015	7,277,782	6,510,302	8,230	13,796,314
Excess (deficiency) of revenue over expenditures for the year	674,920	–	(2,845)	672,075
Fund transfer (note 7)	(134,436)	134,436	–	–
Balance – December 31, 2016	7,818,266	6,644,738	5,385	14,468,389

The accompanying notes are an integral part of these financial statements.

STATEMENT OF OPERATIONS
FOR THE YEAR ENDED DECEMBER 31, 2016

	2016 \$	2015 \$
Revenue		
Environmental handling charges	14,603,063	14,832,026
Investment income (note 4)	134,436	95,521
Interest and other income	48,673	53,874
Registration fees	1,200	2,190
	<u>14,787,372</u>	<u>14,983,611</u>
Expenditures		
Program costs		
Return incentives (note 9)	12,577,873	10,944,248
Communications and public relations	524,560	538,555
Depot infrastructure	95,271	34,847
Consulting	94,470	83,687
Legal fees (note 10)	93,224	134,171
Management and administration contracts (note 10)	93,525	55,881
Compliance reviews	47,152	73,295
RI field reviews	2,297	3,819
Bad debt expense (recovery)	(37,119)	40,754
	<u>13,491,253</u>	<u>11,909,257</u>
Administrative costs		
Management and administration contracts (note 10)	349,308	429,538
Office and general expenses	84,481	82,360
Legal fees (note 10)	82,737	70,872
Financial audit fees	46,448	60,277
Rent	35,985	35,645
Board expenses	22,240	25,394
Amortization	2,845	1,825
	<u>624,044</u>	<u>705,911</u>
	<u>14,115,297</u>	<u>12,615,168</u>
Excess of revenue over expenditures	<u>672,075</u>	<u>2,368,443</u>

The accompanying notes are an integral part of these financial statements.

STATEMENT OF CASH FLOWS
FOR THE YEAR ENDED DECEMBER 31, 2016

	2016 \$	2015 \$
Cash provided by (used in)		
Operating activities		
Receipt of environmental handling charges	14,844,312	15,108,176
Receipt of interest and other income	49,873	56,064
Payment of return incentives and return collection facilities incentives	(12,844,827)	(11,374,540)
Payment of other program activities	(939,524)	(1,305,500)
Payment of administration costs	(621,322)	(777,748)
	488,512	1,706,452
Investing activities		
Proceeds on maturity of investments	1,444,611	-
Purchase of investments	(818,554)	(3,383,615)
Investment income	134,436	95,521
Acquisition of property and equipment	-	(8,239)
	760,493	(3,296,333)
Increase (decrease) in cash during the year	1,249,005	(1,589,881)
Cash – Beginning of year	4,857,907	6,447,788
Cash – End of year	6,106,912	4,857,907

The accompanying notes are an integral part of these financial statements.

1. Authority and Purpose

The British Columbia Used Oil Management Association ("the Association") was incorporated under the Society Act of the Province of British Columbia on March 18, 2003 and commenced active operations effective July 1, 2003. It was formed to establish and administer a waste minimization and recycling program under the Post-Consumer Residual Stewardship Program Regulation, B.C. Reg. 111/97. In 2004, the Post-Consumer Residual Stewardship Program Regulation, B.C. Reg. 111/97 was repealed and replaced by the Recycling Regulation, B.C. Reg. 449/2004. As a not-for-profit organization, no provision for corporate income taxes has been provided in these financial statements, pursuant to Section 149(1)(l) of the Income Tax Act (Canada).

2. Summary of significant accounting policies

These financial statements have been prepared by management in accordance with Canadian accounting standards for not-for-profit organizations in Part III of the CPA Handbook. The Association's significant accounting policies are as follows:

a) Revenue recognition

The Association recognizes environmental handling charges ("EHC") in the unrestricted fund. EHC revenue is collected when the lubricating oil, oil filters and oil containers are first sold by a registrant. EHC revenue is recognized when there is reasonable assurance of collection, and the related services have been performed. Included in EHC revenue are amounts owed to the Association for unremitted EHC fees identified by the Association's compliance review process. Amounts identified by the compliance review are recognized as revenue in the year in which the compliance review is conducted.

- b) The Association has internally restricted funds in investments to maintain sufficient cash resources for operational needs (note 8). Investment income earned on these funds is internally restricted and recognized as revenue in the year it is earned.

c) Return incentives and return collection facilities incentives

Return incentives ("RI") and return collection facilities incentives ("RCF") are recognized in the year when the lubricating oil and antifreeze materials are delivered to a registered processor's facility by a registered collector and completed claim forms are received and accepted by the Association.

d) Property and equipment

Property and equipment are recorded at cost, less accumulated amortization. Amortization is provided on a straight-line basis at the following annual rates:

Furniture and fixtures	5 years
Computer equipment	3 years

e) Financial instruments

The Association's financial assets include cash, accounts receivable and investments. Cash and accounts receivable are initially recorded at fair value and subsequently accounted for at amortized cost using the effective interest rate method. Investments are recorded at amortized cost and are held in guaranteed investment certificates with a fixed term and fixed interest rate. Interest income from investments is recorded in investment income in the statement of operations.

The Association's financial liabilities include RI and RCF incentives payable and accounts payable and accrued liabilities. All financial liabilities are accounted for at amortized cost using the effective interest rate method. Financial liabilities are initially measured at fair value.

The fair value of a financial instrument on initial recognition is normally the transaction price, which is the fair value of the consideration given or received. Subsequent to initial recognition, the fair values of financial instruments that are quoted in active markets are based on bid prices for financial assets. Transaction costs on financial instruments are expensed when incurred.

All derivative instruments, including embedded derivatives, are recorded at fair value unless exempted from derivative treatment as a normal purchase and sale. The Association has determined that it does not have any derivatives and has not entered into any hedge transactions.

f) Use of Estimates

The preparation of financial statements requires management to make estimates and assumptions that affect the reported amounts of assets and liabilities and the disclosure of contingent assets and liabilities at the date of the financial statements and the reported amounts of revenues and expenditures during the year. Significant items subject to estimates and assumptions include the estimated useful lives of property and equipment, collectability of accounts receivable, return incentives and return collection facilities incentives paid for ineligible containers (note 9), and accruals for EHC fees not submitted to the Association by the registrant until the following year. Actual results could differ from these estimates.

NOTES TO FINANCIAL STATEMENTS (CONT'D)
 DECEMBER 31, 2016

g) Allocated expenses

Expenses relating to management and administration contracts and legal fees are allocated between program costs and administrative costs as noted below. The Association allocates these expenses by determining management's best estimate of resources spent on program activities and administration activities each year.

	2016 %	2015 %
Management and administration contracts		
Executive director contract		
Program costs	20	20
Administrative costs	80	80
Other contract staff		
Program costs	20	10
Administrative costs	80	90
Legal fees		
Program costs	20	20
Administrative costs	80	80
3. Accounts Receivable		
	2016 \$	2015 \$
Trade accounts receivable	175,316	169,288
EHC accruals	3,618,034	3,902,430
Allowance for doubtful accounts	(3,636)	(40,755)
Total	3,789,714	4,030,963

NOTES TO FINANCIAL STATEMENTS (CONT'D)
DECEMBER 31, 2016

4. Investments – guaranteed investment certificates

The Association has funds invested in cash accounts and guaranteed short-term investment certificates (GIC) with fixed interest rates maturing as follows:

Maturity date	Interest Rate	2016	2015
	%	\$	\$
GIC – April 20, 2016	1.60	–	700,000
GIC – December 11, 2016	2.25	–	744,622
GIC – April 21, 2017	1.70	720,334	–
GIC – December 11, 2017	2.35	763,690	–
		1,484,024	1,444,622

The Association also has funds invested in guaranteed long-term investment certificates maturing as follows:

Maturity date	Interest rate	2016	2015
	%	\$	\$
April 21, 2017	1.70	–	708,260
December 11, 2017	2.35	–	746,107
April 23, 2018	1.80	700,000	700,000
December 11, 2018	2.50	767,117	748,356
April 22, 2019	1.92	722,983	709,325
April 21, 2020	2.10	725,152	710,197
December 23, 2020	2.35	760,953	743,435
April 26, 2021	2.22	724,016	–
		4,400,221	5,065,680

Investment income is comprised solely of interest income.

5. Property and equipment

			2016	2015
	Cost	Accumulated amortization	Net book value	Net book value
	\$	\$	\$	\$
Furniture and fixtures	10,238	7,573	2,665	3,445
Computer equipment	38,191	35,471	2,720	4,785
	48,429	43,044	5,385	8,230

NOTES TO FINANCIAL STATEMENTS (CONT'D)
DECEMBER 31, 2016

6. Accounts payable

Included in accounts payable are government remittances payable of \$320 (2015 – \$nil) related to good and sales tax.

7. Internally restricted net assets

The Board of Directors has established a reserve fund. The purpose of the reserve fund is to cover the costs of the following: winding up the Association's programs; ensuring there are sufficient cash resources to meet operational needs; ensuring there are sufficient cash resources to fund any unanticipated changes to the Association's programs and mandate; and to cover the cost of any unforeseen claims or events.

Investment income earned on the reserve fund principal balance, including amounts recapitalized, is to be maintained in the fund.

Excess revenue over expenditures not required to cover the cost of ongoing programs may be allocated to the reserve fund as determined by the Board of Directors. In addition, the Board of Directors has stipulated that the reserve fund be maintained at an amount equivalent to 12 months of the Association's expenses and contractual commitments.

8. Commitments

Under the terms of financial services and use agreements, the Association is charged a fee for provision of financial administration services of various staff, expiring August 2017. The Board of Directors' intention is to enter into a new financial administration services agreement to fulfill a similar role. Under the terms of a service agreement expiring December 2019, the Association is charged a monthly rate for provision of professional and technical services. The Association has a lease agreement for its current office location until June 2020. The estimated minimum annual payments required under these agreements are as follows:

	Contract services	Facilities	Total
	\$	\$	\$
2017	348,412	19,221	367,633
2018	140,000	19,755	159,755
2019	140,000	20,289	160,289
2020	–	10,145	10,145
	<u>628,412</u>	<u>69,410</u>	<u>697,822</u>

9. Ineligible containers

The RI paid for used oil containers may include payments for ineligible containers from related products such as windshield washer fluid and fuel or oil additives. Containers for these products are currently excluded from the Association's program.

Since the containers are generally made of the same plastic as used oil containers, there is limited economic or environmental benefit in separating these containers from the used oil containers waste stream. There are also additional costs related to segregating these materials. On account of these factors, the Association has elected not to strictly enforce the removal of these containers in RI payments.

Based on studies performed by independent consultants, the Association has determined that the percentage of ineligible containers is approximately 10% (2015 – 12%) by weight. This percentage is used to estimate the amount spent on ineligible plastics. The estimated amount is \$296,000 for the year ended December 31, 2016 (2015 – \$359,000).

10. Allocated expenses

For the years ended December 31, 2016 and 2015, total expenses allocated between program costs and administrative costs were as follows:

	2016 \$	2015 \$
Management and administrative contracts	<u>442,833</u>	<u>485,419</u>
Legal fees	<u>175,961</u>	<u>205,043</u>

11. Financial risk management

Credit risk

Credit risk refers to the risk that a counterparty may default on its contractual obligations, resulting in a financial loss. The Association is exposed to credit risk with respect to its accounts receivable. However, the Association is not exposed to any significant concentration of credit risk due to its large registrant base. Management monitors these accounts regularly and provides for any amounts that are not collectible in the allowance for doubtful accounts.

There has been no change to the risk exposure from the prior year.

Liquidity risk

Liquidity risk is the risk an entity will encounter difficulty in meeting its obligations. The Association manages its liquidity to finance its expenses, working capital and overall capital expenditures. The Association primarily finances its liquidity through environmental handling charges and registration fees. Investments and investment income are internally restricted to cover the cost of unforeseen claims and events. The Association expects to continue to meet future requirements through these sources.

There has been no change to the risk exposure from the prior year.

12. Comparative information

Certain comparative information has been reclassified, where applicable, to conform to the financial statement presentation adopted for the current year.

